

**Achieve Language Academy  
Disbursements Register  
For the Month of August 2018**

<b>VENDOR</b>	<b>DESCRIPTION</b>	<b>DATE</b>	<b>CHECK TYPE</b>	<b>AMOUNT</b>
SHERWIN WILLIAMS	Supplies	8/8/2018	27379 M	\$ 465.68
US FOODSERVICE	Food Service	8/16/2018	27380 M	86.52
BUCKEYE CLEANING CENTERS	Maintenance Supplies	8/13/2018	27381 R	919.38
CENTERLINE CHARTER CORP	Transportation	8/13/2018	27382 R	356.00
CENTERLINE CHARTER CORP	Transportation	8/13/2018	27382 R	198.00
CENTERLINE CHARTER CORP	Transportation	8/13/2018	27382 R	216.00
CENTERLINE CHARTER CORP	Transportation	8/13/2018	27382 R	236.00
CENTERLINE CHARTER CORP	Transportation	8/13/2018	27382 R	468.00
CENTERLINE CHARTER CORP	Transportation	8/13/2018	27382 R	20.00
DEX MEDIA EAST LLC	Advertising	8/13/2018	27383 R	21.50
GILBERT MECHANICAL CONTRACTORS, INC	Tech Labor	8/13/2018	27384 R	131.50
METLIFE	LTD, DENTAL, AD&D, LIFE	8/13/2018	27385 R	2,444.19
METLIFE	LTD, DENTAL, AD&D, LIFE	8/13/2018	27385 R	384.00
METLIFE	LTD, DENTAL, AD&D, LIFE	8/13/2018	27385 R	652.72
PREMIER LIGHTING INC.	lighting	8/13/2018	27386 R	992.80
SCHOOL HEALTH CORP	Health Supplies	8/13/2018	27387 R	281.35
SCHOOL HEALTH CORP	Health Supplies	8/23/2018	27387 V	(281.35)
SFM	Workers Comp	8/13/2018	27388 R	10,364.00
SFM	Workers Comp	8/13/2018	27388 R	74.00
TIES/WATS	June Billing for students	8/13/2018	27389 R	1,094.39
XCEL ENERGY	lighting	8/13/2018	27390 R	4,016.88
MASS MUTUAL - ARTISTRY	Payroll accrual	8/13/2018	27391 R	175.00
MASS MUTUAL - ARTISTRY	Payroll accrual	8/13/2018	27391 R	175.00
ADVANCED DISPOSAL	Trash Removal	8/13/2018	27392 R	1,230.44
AMERIPRIDE	Maintenance Supplies	8/13/2018	27393 R	90.93
AMERIPRIDE	Maintenance Supplies	8/13/2018	27393 R	60.79
AMERIPRIDE	Maintenance Supplies	8/13/2018	27393 R	45.82
AMERIPRIDE	Maintenance Supplies	8/13/2018	27393 R	45.82
CENTERLINE CHARTER CORP	Transportation	8/13/2018	27394 R	274.00
DONE RIGHT FOOD SERVICES	Lunch and Breakfast	8/13/2018	27395 R	6,813.34
DONE RIGHT FOOD SERVICES	Lunch and Breakfast	8/13/2018	27395 R	1,276.00
ECSI	Cardreader	8/13/2018	27396 R	459.50
ECSI	Fire Alarm	8/13/2018	27396 R	295.00
ECSI	Fire Alarm	8/13/2018	27396 R	1,285.00
INDIGO EDUCATION	SPED Director	8/13/2018	27397 R	12,225.00
INTEGRATED SYSTEMS CORP	Service Bureu Subscription	8/13/2018	27398 R	200.00
MCGRANE LAWN & SNOW SERVICES	Lawn Care	8/13/2018	27399 R	1,920.00
MCGRANE LAWN & SNOW SERVICES	Lawn Maintenance	8/13/2018	27399 R	498.00
MN ASSOCIATION OF CHARTER SCHOOLS	Keith Lester Registration	8/13/2018	27400 R	30.00

<b>VENDOR</b>	<b>DESCRIPTION</b>	<b>DATE</b>	<b>CHECK TYPE</b>	<b>AMOUNT</b>
OTIS ELEVATOR COMPANY	Service Elevator	8/13/2018	27401 R	1,358.04
PURCHASE POWER	Postage	8/13/2018	27402 R	806.50
RUPP, ANDERSON, SQUIRES & WALDSPURGER	Legal Fees	8/13/2018	27403 R	5,255.76
SCHOLASTIC INC	School Materials	8/13/2018	27404 R	1,064.80
SCHOLASTIC INC	School Materials	8/13/2018	27404 R	296.70
SCHOOL MATE	School Planners	8/13/2018	27405 R	1,640.00
SPRWS	Water Services	8/13/2018	27406 R	746.01
STABNER ELECTRIC LLC	Electrical Work	8/13/2018	27407 R	244.25
SUN RAY PLUMBING	Plumbing Services	8/13/2018	27408 R	495.00
TASC	Fees	8/13/2018	27409 R	280.84
VIRO	Clean Kitchen Hood/Dishwasher	8/13/2018	27410 R	578.69
WELLS FARGO VENDOR FIN SERV	Copier Lease	8/13/2018	27411 R	782.00
WELLS FARGO VENDOR FIN SERV	Copier Lease	8/13/2018	27411 R	1,037.00
ADAM'S PEST CONTROL	Pest Control	8/20/2018	27412 R	45.12
BUCKEYE CLEANING CENTERS	Maintenance Supplies	8/20/2018	27413 R	461.00
CHARTER SCHOOL ACCOUNTING LLC	Monthly Accounting Services	8/20/2018	27414 R	4,149.00
COMCAST	Internet	8/20/2018	27415 R	362.88
COYLE APPLIANCE REPAIR	Appliance Repair	8/20/2018	27416 R	345.08
HASTINGS CO-OP CREAMERY	Milk	8/20/2018	27417 R	475.65
LEAF	CopierInsurance Fees	8/20/2018	27418 R	45.13
MASS MUTUAL - ARTISTRY	Payroll accrual	8/20/2018	27419 R	175.00
MUNOS PAINTING	Painting Stairwell	8/20/2018	27420 R	865.00
PROJECT WIDOM, INC	Online Subscription	8/20/2018	27421 R	464.00
SAMS CLUB	Supplies	8/22/2018	27422 M	55.68
A CHANCE TO GROW	Admin Services for 3rd party	8/23/2018	27423 R	250.00
AMERIPRIDE	Maintenance Supplies	8/23/2018	27424 R	69.28
AMERIPRIDE	Maintenance Supplies	8/23/2018	27424 R	49.05
BUCKEYE CLEANING CENTERS	Cleaning Supplies	8/23/2018	27425 R	1,530.29
BUSINESS ESSENTIALS	Office Supplies	8/23/2018	27426 R	2,045.48
CENTURYLINK	Internet	8/23/2018	27427 R	54.99
CENTURYLINK	Internet	8/23/2018	27427 R	56.13
CENTURYLINK	Internet	8/23/2018	27427 R	113.83
CHAPDELAINE, ALLEN	Reimbursement for Supplies	8/23/2018	27428 R	63.68
CITY OF ST PAUL	Elevator Inspection	8/23/2018	27429 R	89.00
DEX MEDIA EAST LLC	Advertising Costs	8/23/2018	27430 R	43.10
DONE RIGHT FOOD SERVICES	Food Service	8/23/2018	27431 R	28,500.00
DOTY, DENISE	Reimbursement for Class	8/23/2018	27432 R	25.00
DOTY, DENISE	Reimbursement for Class	8/23/2018	27432 R	277.66
EDMENTUM	Reading Eggs - Program	8/23/2018	27433 R	440.00
EDMENTUM	Study Island - Program	8/23/2018	27433 R	8,600.00
FLANAGAN, MARISSA	Reimbursement for Supplies	8/23/2018	27434 R	496.20
FREEMAN, HEATHER	Reimbursement for Cell Phone	8/23/2018	27435 R	100.00

VENDOR	DESCRIPTION	DATE	CHECK TYPE	AMOUNT
FURTHER	Participant Fees	8/23/2018	27436 R	192.40
GILBERT MECHANICAL CONTRACTORS, INC	HVAC work	8/23/2018	27437 R	4,709.32
GILBERT MECHANICAL CONTRACTORS, INC	Sprinkler system inspection	8/23/2018	27437 R	305.00
GRAINGER	Maintenance Supplies	8/23/2018	27438 R	589.50
HEINEMANN	Reading Minilessons Gr1	8/23/2018	27439 R	105.93
HEINEMANN	Instructional Materials	8/23/2018	27439 R	13,439.20
LEAF	Copier Lease	8/23/2018	27440 R	1,023.64
LESTER, KEITH	Reimbursement for	8/23/2018	27441 R	60.03
LESTER, KEITH	Reimbursement for	8/23/2018	27441 R	40.00
LITTLE OVEN	End of Year Pizza	8/23/2018	27442 R	130.92
METLIFE	Dental, LTD, AD&D, Life	8/23/2018	27443 R	4,888.38
METLIFE	Dental, LTD, AD&D, Life	8/23/2018	27443 R	744.00
METLIFE	Dental, LTD, AD&D, Life	8/23/2018	27443 R	1,269.83
OELZE, KATHY H.	Reimbursement for Food	8/23/2018	27444 R	105.15
SEELING, CASEY	Reimbursement for Class	8/23/2018	27445 R	189.90
SEELING, CASEY	Reimbursement for Class	8/23/2018	27445 R	31.24
TASC	FSA - Claim/Admin Fees	8/23/2018	27446 R	111.84
TECHNOLOGY BY DESIGN LLC	TechProtect for (8/1/18 -	8/23/2018	27447 R	1,157.00
TRIMBLE, SUSAN	Reimbursement for Pencil	8/23/2018	27448 R	88.32
WELLS FARGO VENDOR FIN SERV	Copier Lease	8/23/2018	27449 R	1,088.85
XCEL ENERGY	Utilities	8/23/2018	27450 R	3,416.20
YANG, KA	Reimbursement for Class	8/23/2018	27451 R	173.12
SAMS CLUB	Supplies	8/22/2018	27452 M	135.14
BACHMANS	Flowers	8/30/2018	27453 M	112.66
SAMS CLUB	Supplies	8/28/2018	27454 M	189.76
PARADISE	Field Trip	8/30/2018	27456 M	369.98
LITTLE OVEN	Food	8/30/2018	27457 M	709.70
SAMS CLUB	Supplies	8/30/2018	27458 M	490.78

WESTERN BANK	8/13/2018 Payroll	8/13/2018	W	71,480.32
WESTERN BANK	8/29/2018 Payroll	8/29/2018	W	73,060.75
FEDERAL TAX	Payroll accrual	8/15/2018	201800053 W	23,022.28
MINNESOTA STATE TAX	Payroll accrual	8/15/2018	201800054 W	3,894.07
MN PUBLIC EMPLOYEE RETIRE ASSC	Payroll accrual	8/15/2018	201800055 W	2,770.75
TEACHERS RETIRMENT ASSOCIATION	Payroll accrual	8/15/2018	201800056 W	11,650.90
FEDERAL TAX	Payroll accrual	8/15/2018	201800057 W	(1,484.43)
MINNESOTA STATE TAX	Payroll accrual	8/15/2018	201800058 W	(306.73)
FEDERAL TAX	Payroll accrual	8/15/2018	201800059 W	1,484.43

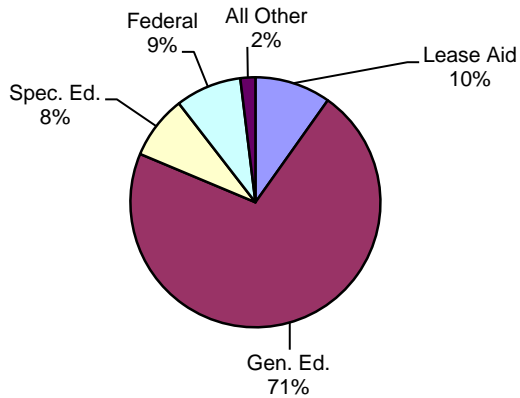
VENDOR	DESCRIPTION	DATE	CHECK TYPE	AMOUNT
MINNESOTA STATE TAX	Payroll accrual	8/15/2018	201800060 W	306.73
FEDERAL TAX	Payroll accrual	8/30/2018	201800061 W	23,663.92
MINNESOTA STATE TAX	Payroll accrual	8/30/2018	201800062 W	4,049.81
MN PUBLIC EMPLOYEE RETIRE ASSC	Payroll accrual	8/30/2018	201800063 W	2,908.09
TEACHERS RETIRMENT ASSOCIATION	Payroll accrual	8/30/2018	201800064 W	11,865.20
BLUE CROSS	Payroll accrual	8/30/2018	201800065 W	6.50
FEDERAL TAX	Payroll accrual	8/15/2018	201800066 W	405.00
FEDERAL TAX	Payroll accrual	8/15/2018	201800067 W	(350.00)
FEDERAL TAX	Payroll accrual	8/15/2018	201800068 W	350.00
FEDERAL TAX	Payroll accrual	8/30/2018	201800069 W	405.00
FURTHER	Payroll accrual	8/15/2018	201800070 W	676.25
FURTHER	Payroll accrual	8/30/2018	201800071 W	676.25
MINNESOTA STATE TAX	Payroll accrual	8/15/2018	201800072 W	175.00
MINNESOTA STATE TAX	Payroll accrual	8/15/2018	201800073 W	(150.00)
MINNESOTA STATE TAX	Payroll accrual	8/15/2018	201800074 W	150.00
MINNESOTA STATE TAX	Payroll accrual	8/30/2018	201800075 W	175.00
TASC	Payroll accrual	8/15/2018	201800076 W	614.21
TASC	Payroll accrual	8/15/2018	201800077 W	828.11
TASC	Payroll accrual	8/30/2018	201800078 W	614.21
TASC	Payroll accrual	8/30/2018	201800079 W	828.11
TASC	INV Adjustment	8/30/2018	201800080 W	(29.80)
FURTHER	HRA	8/1/2018	201800081 W	681.12
INTERNAL REVENUE SERVICE	INV Adjustment	8/1/2018	201800082 W	(9.18)
FURTHER	INV Adjustment	8/8/2018	201800083 W	(46.19)
WESTERN BANK	Transfer to BLDG CO	8/10/2018	201800084 W	5,000.00
FURTHER	INV Adjustment	8/15/2018	201800085 W	237.94
TEACHERS RETIRMENT ASSOCIATION	INV Adjustment	8/15/2018	201800086 W	156.45
TASC	INV Adjustment	8/17/2018	201800087 W	(29.80)
BLUE CROSS	Health Premiums	8/21/2018	201800088 W	23,975.78
FURTHER	HRA	8/22/2018	201800089 W	196.80
WESTERN BANK	Loan Payment to 310	8/24/2018	201800090 W	39,000.00
WESTERN BANK	Loan Payment to 310	8/27/2018	201800091 W	15,184.36
FURTHER	HRA	8/29/2018	201800092 W	1,429.30
TEACHERS RETIRMENT ASSOCIATION	INV Adjustment	8/30/2018	201800093 W	5.00
WELLS FARGO VISA	WF Credit Card Payment	8/31/2018	201800094 W	3,807.87
WELLS FARGO	Service Charge	8/31/2018	201800095 W	13.31
<b>Total</b>				<b>474,284.50</b>

# Achieve Language Academy

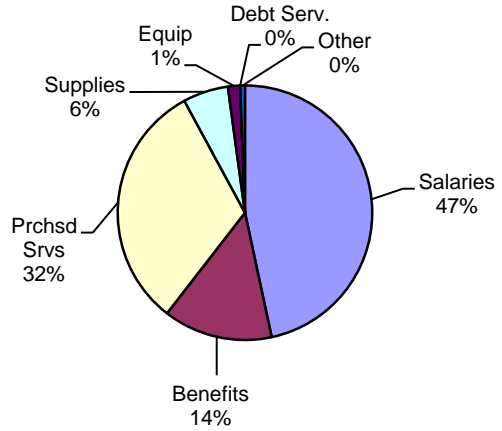
## Financial Dashboard for: 8/31/2018

### Full Year Budget (Accrual)

Where the money is budgeted to come from:



YTD Where the money is budgeted to be spent:



### Student Count

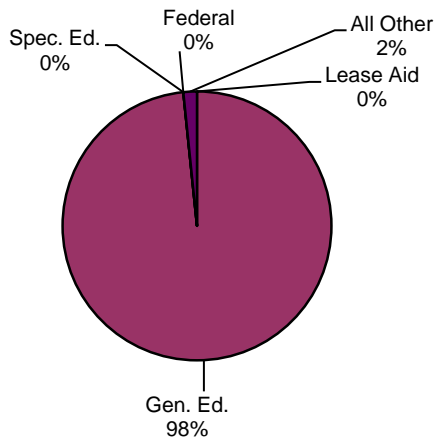
Actual Current ADM:  
Actual Current PUN:

--	--

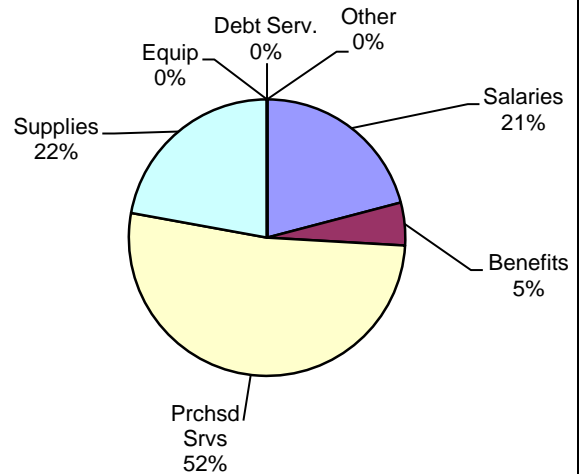
ADM from Budget **440.87 ADM**  
PUN from Budget

### Year to Date Actual (Cash)

Where the money is coming from:



Where the money is being spent:



	YTD Actual		YTD Budget Target	
Revenue	\$736,580	12%	\$1,019,222	17%
Expense	\$385,786	6%	\$1,005,194	17%

**Achieve Language Academy**  
Financial Dashboard for: 8/31/2018

**Comments:**

**General Comments:**

For the month ending August 31st, 2018 the school has a reconciled cash balance total for all accounts of **\$5,384,960**

**Revenue:**

Achieve Language Academy received \$413,770 in revenue during the month, bringing FY18's year to date amount to \$736,580 which represents 12% of the FY19 Original Revenue Budget.

**Expenses:**

During the month, the school expended \$240,850. Total year to date expenditures of \$385,786 which represents 6% of the FY19 Original Expense Budget.

These financials were compiled from information supplied by school management. They are unaudited and should be used for management purposes only.

**Achieve Language Academy**  
**Balance Sheet**  
**Fiscal Year 2019**  
**As of August 31st, 2018**

	General Fund	Food Service Fund	Community Service Fund	Total All Funds
<b>Assets</b>				
<b>Cash</b>				
Checking and Savings Accounts	3,816,273	(66,477)	4,279	3,754,075
Investments	1,630,885	-		1,630,885
Receivable	198,578	-	10,709	209,287
Due To/ From MDE	237,812	(73,721)		164,091
Prepaid Expenditures	42,339	-		42,339
<b>Total Cash</b>	<b>5,925,887</b>	<b>(140,198)</b>	<b>14,988</b>	<b>5,800,677</b>
<b>Fixed Assets</b>				
Equipment & Leasehold Improvements	-	-	-	-
Accum. Depreciation	-	-	-	-
<b>Total Fixed Assets</b>	<b>-</b>	<b>-</b>	<b>-</b>	<b>-</b>
<b>Total Assets</b>	<b>5,925,887</b>	<b>(140,198)</b>	<b>14,988</b>	<b>5,800,677</b>
<b>Liabilities and Fund Balance</b>				
<b>Current Liabilities</b>				
Accounts Payable	(0)			(0)
Payroll Liabilities	33,593	2,013		35,605
<b>Total Current Liabilities</b>	<b>33,593</b>	<b>2,013</b>	<b>-</b>	<b>35,605</b>
<b>Fund Balance</b>				
Investments in Fixed Assets	-	-		-
UnAudited Fund Balance, 06.30.2018	5,492,639	(93,349)	14,988	5,414,278
Net Income FY19	399,655	(48,861)	-	350,794
<b>Total Fund Balance</b>	<b>5,892,294</b>	<b>(142,210)</b>	<b>14,988</b>	<b>5,765,072</b>
<b>Total Liabilities &amp; Fund Balance</b>	<b>5,925,887</b>	<b>(140,198)</b>	<b>14,988</b>	<b>5,800,677</b>

**State Holdback Calculation:**

Total Fiscal Year School Budgeted State Revenues	5,489,773
Fiscal Year-to-Date (2 of 12 months)	17%
Total Fiscal Year-to-Date Budget (June 2017 )	914,962
State Holdback Percentage	10%
Total Estimated Year-to-Date Holdback	<u><u>91,496</u></u>

**Achieve Language Academy**  
**Summary Income Expense Statement**  
**Fiscal Year 2019**  
**For Period Ending August 31st, 2018**

	Current Month Activity	FY19 Year-To-Date Activity	FY19 Budget	Budget Amount Remaining	
			<b>440.87</b>		
			<b>ADM</b>		
<b>Fund 01 - General Fund</b>					
<b>Revenues</b>					
<b>State Revenue</b>					
School Trust Endowment	-	-	11,500	11,500	0%
Literacy Incentive Grant	-	-	32,500	32,500	0%
State Lease Aid	-	-	600,813	600,813	0%
Gen Ed Aid	407,961	724,591	4,343,443	3,618,852	17%
State Special Education Aid	-	-	501,516	501,516	0%
Long Term Facilities Maint	-	-	-	-	N/A
<b>Total State Revenue</b>	<b>407,961</b>	<b>724,591</b>	<b>5,489,773</b>	<b>4,765,182</b>	<b>13%</b>
<b>Federal Revenue</b>					
Title I	-	-	96,513	96,513	0%
Title II	-	-	-	-	N/A
Title III	-	-	39,693	39,693	0%
Title IV	-	-	-	-	N/A
Federal Special Ed. Aid	-	-	150,006	150,006	0%
<b>Total Federal Revenue</b>	<b>-</b>	<b>-</b>	<b>286,212</b>	<b>286,212</b>	<b>0%</b>
<b>Local Revenue</b>					
GIFTS AND REQUESTS	-	-	-	-	N/A
INTEREST INCOME	5,810	11,989	20,000	8,011	60%
FEES FROM PATRONS	-	-	10,000	10,000	0%
STUDENT ACTIVITY	-	-	6,000	6,000	0%
MISCELLANEOUS REV-LOCAL SOURCS	-	-	3,800	3,800	0%
<b>Total Local Revenue</b>	<b>5,810</b>	<b>11,989</b>	<b>39,800</b>	<b>27,811</b>	<b>30%</b>
<b>Total Revenue</b>	<b>413,770</b>	<b>736,580</b>	<b>5,815,785</b>	<b>5,079,205</b>	<b>13%</b>

<b>Expenditures</b>					
<b>Administration</b>					
Salaries and Wages	16,296	27,064	345,618	318,554	8%
Benefits	2,245	6,465	113,672	107,207	6%
Purchased Services	10,483	38,245	148,374	110,129	26%
Supplies	2,363	6,192	35,285	29,092	18%
Equipment	-	-	25,000	25,000	0%
Loans and Interest	-	-	-	-	N/A
Dues and Membership	-	30	35,120	35,090	0%
<b>Total Administration</b>	<b>31,388</b>	<b>77,997</b>	<b>703,069</b>	<b>625,072</b>	<b>11%</b>



**Achieve Language Academy**  
**Summary Income Expense Statement**  
**Fiscal Year 2019**  
**For Period Ending August 31st, 2018**

	Current Month Activity	FY19 Year-To-Date Activity	FY19 Budget	Budget Amount Remaining	
			<b>440.87</b>		
			<b>ADM</b>		
<b>General Education</b>					
Salaries and Wages	11,013	21,314	1,740,336	1,719,022	1%
Benefits	2,853	5,224	518,712	513,488	1%
Purchased Services	370	865	119,424	118,560	1%
Supplies	28,977	29,966	69,966	39,999	43%
Equipment	-	-	9,636	9,636	0%
Dues and Membership	-	-	1,000	1,000	0%
<b>Total General Education</b>	<b>43,213</b>	<b>57,368</b>	<b>2,459,073</b>	<b>2,401,705</b>	<b>2%</b>
<b>State Special Education</b>					
Salaries and Wages	311	398	290,303	289,905	0%
Benefits	55	73	75,502	75,429	0%
Purchased Services	250	250	141,947	141,697	0%
Supplies	-	-	-	-	N/A
<b>Total State Special Education</b>	<b>616</b>	<b>721</b>	<b>507,752</b>	<b>507,031</b>	<b>0%</b>
<b>Federal Special Education</b>					
Salaries and Wages	498	498	41,810	41,312	1%
Benefits	75	75	14,571	14,496	1%
Purchased Services	12,225	12,225	89,937	77,712	14%
Supplies	-	-	3,688	3,688	0%
<b>Total Federal Special Education</b>	<b>12,799</b>	<b>12,799</b>	<b>150,006</b>	<b>137,207</b>	<b>9%</b>
<b>Title I Funds</b>					
Salaries and Wages	0	-	69,184	69,184	0%
Benefits	9	11	17,960	17,949	0%
Purchased Services	-	-	-	-	N/A
Supplies	-	5,738	9,369	3,632	61%
<b>Total Title I Funds</b>	<b>9</b>	<b>5,749</b>	<b>96,513</b>	<b>90,764</b>	<b>6%</b>
<b>Title II Funds</b>					
Salaries and Wages	0	-	-	-	N/A
Benefits	0	-	-	-	N/A
Supplies	-	-	-	-	N/A
<b>Total Title II Funds</b>	<b>0</b>	<b>-</b>	<b>-</b>	<b>-</b>	<b>N/A</b>
<b>Title III Funds</b>					
Salaries and Wages	1,130	1,479	31,483	30,004	5%
Benefits	170	222	8,210	7,988	3%
<b>Total Title III Funds</b>	<b>1,300</b>	<b>1,702</b>	<b>39,693</b>	<b>37,992</b>	<b>4%</b>
<b>Title IV Funds</b>					
Salaries and Wages	-	(0)	-	0	N/A
Benefits	2	2	-	(2)	N/A
<b>Total Title IV Funds</b>	<b>2</b>	<b>2</b>	<b>-</b>	<b>(2)</b>	<b>N/A</b>

**Achieve Language Academy**  
**Summary Income Expense Statement**  
**Fiscal Year 2019**  
**For Period Ending August 31st, 2018**

	Current Month Activity	FY19 Year-To-Date Activity	FY19 Budget	Budget Amount Remaining	
			<b>440.87 ADM</b>		
<b>Instructional Support Services</b>					
Salaries and Wages	2,083	4,167	61,269	57,102	7%
Benefits	608	1,214	21,464	20,250	6%
Purchased Services	1,187	2,344	32,305	29,961	7%
Supplies	-	-	-	-	N/A
Equipment	-	-	58,959	58,959	0%
<b>Total Instructional Support</b>	<b>3,879</b>	<b>7,725</b>	<b>173,997</b>	<b>166,272</b>	<b>4%</b>
<b>Student Support Services</b>					
Salaries and Wages	-	-	30,830	30,830	0%
Benefits	-	-	5,737	5,737	0%
Supplies	-	-	2,781	2,781	0%
<b>Total Student Support Services</b>	<b>-</b>	<b>-</b>	<b>39,348</b>	<b>39,348</b>	<b>0%</b>
<b>Transportation</b>					
Salaries and Wages	-	-	16,950	16,950	0%
Benefits	0	1	8,344	8,343	0%
Purchased Services	1,768	1,768	416,332	414,564	0%
Supplies	-	-	-	-	N/A
<b>Total Transportation</b>	<b>1,768</b>	<b>1,769</b>	<b>441,625</b>	<b>439,856</b>	<b>0%</b>
<b>Leases and Maintenance</b>					
Salaries and Wages	8,661	17,322	121,089	103,767	14%
Benefits	2,365	4,730	34,299	29,568	14%
Purchased Services	34,332	36,346	274,062	237,716	13%
Building Lease	54,184	108,369	683,614	575,245	16%
Supplies	4,328	4,328	30,094	25,767	14%
Equipment	-	-	-	-	N/A
<b>Total Leases and Maintenance</b>	<b>103,870</b>	<b>171,094</b>	<b>1,143,157</b>	<b>972,062</b>	<b>15%</b>
<b>Total Expenditures</b>	<b>198,845</b>	<b>336,925</b>	<b>5,754,232</b>	<b>5,417,307</b>	<b>6%</b>
<b>General Fund Net Income (Loss)</b>	<b>214,925</b>	<b>399,655</b>	<b>61,552</b>	<b>(338,103)</b>	
<b>Fund 02 - Food Service Fund</b>					
<b>Revenues</b>					
Total State Revenue	-	-	21,500	21,500	0%
Total Federal Revenue	-	-	236,500	236,500	0%
Total Other Local Sources	-	-	17,000	17,000	0%
<b>Total Revenues</b>	<b>-</b>	<b>-</b>	<b>275,000</b>	<b>275,000</b>	<b>0%</b>

**Achieve Language Academy**  
**Summary Income Expense Statement**  
**Fiscal Year 2019**  
**For Period Ending August 31st, 2018**

	Current Month Activity	FY19 Year-To-Date Activity	FY19 Budget	Budget Amount Remaining	
			440.87 ADM		
<b>Expenditures</b>					
Salaries	4,217	8,434	42,465	34,031	20%
Benefits	636	1,272	14,280	13,007	9%
Purchased Services	-	-	-	-	N/A
Supplies	37,152	39,155	195,638	156,483	20%
<b>Total Expenditures</b>	<b>42,005</b>	<b>48,861</b>	<b>252,382</b>	<b>203,521</b>	<b>19%</b>
<b>Food Service Fund Net Income</b>	<b>(42,005)</b>	<b>(48,861)</b>	<b>22,618</b>	<b>71,479</b>	
<b>Fund 04 - Community Services Fund</b>					
<b>Revenues</b>					
Total Other Local Sources	-	-	24,550	24,550	0%
<b>Total Revenues</b>	<b>-</b>	<b>-</b>	<b>24,550</b>	<b>24,550</b>	<b>0%</b>
<b>Expenditures</b>					
Salaries	-	-	21,320	21,320	0%
Benefits	-	-	3,230	3,230	0%
<b>Total Expenditures</b>	<b>-</b>	<b>-</b>	<b>24,550</b>	<b>24,550</b>	<b>0%</b>
<b>Community Services Fund Net Income</b>	<b>-</b>	<b>-</b>	<b>-</b>	<b>-</b>	
				-	
<b>ALL FUNDS TOTAL NET INCOME (Loss)</b>	<b>172,921</b>	<b>350,794</b>	<b>84,171</b>	<b>(266,624)</b>	

**Achieve Language Academy**  
Cash Flow Projection FY 2018

Estimated Receipts By Category						School Disbursements				Estimated Accumulative Cash Balance	LOC	Total Cash With LOC Advance/ Payment	
State CY	PY State	Federal CY	Federal PY	Other Local Receipts	Total Revenues	Payroll Disbursements	Building Lease Disbursements	Acct. Payable Disbursements	Total Disbursements				
						<b>FY 2018 Beginning Cash Balance</b>				\$ 5,403,663		\$ 5,403,663	
Jul 1-15	158,505	-	-	203,185		361,691	108,713	-	39,913	148,625	5,616,728		5,616,728
Jul 16-31	158,125	-	-	-	6,179	164,305	116,297	54,184	305,601	476,083	5,304,949	-	5,304,949
Aug 1-15	158,505	-	-	-	-	158,505	116,198	-	70,361	186,559	5,276,896		5,276,896
Aug 16-31	249,456	52,940	-	87,584	5,810	395,790	118,258	54,184	115,284	287,726	5,384,960		5,384,960
Sep 1-15	158,505	-	-	-		158,505	123,290	-	34,467	157,757	5,385,708		5,385,708
Sep 16-30	158,505	206,922	-	-	2,582	368,009	123,290	54,184	78,944	256,418	5,497,299		5,497,299
Oct 1-15	158,505	-		30,084	1,323	189,912	123,290		107,318	230,608	5,456,603		5,456,603
Oct 16-31	158,125	141,093		-	3,013	302,231	123,290	54,184	54,411	231,885	5,526,949		5,526,949
Nov 1-15	158,505	-		-	-	158,505	123,290		83,760	207,050	5,478,405		5,478,405
Nov 16-30	158,505	7,490	24,146	24,357	5,683	220,182	123,290	54,184	65,049	242,523	5,456,064		5,456,064
Dec 1-15	158,505	399		-	10,838	169,742	123,290		79,249	202,539	5,423,267		5,423,267
Dec 16-31	158,505	-	-	-	3,461	161,966	123,290	54,184	57,155	234,629	5,350,604		5,350,604
Jan 1-15	158,505	-		-	-	158,505	123,290		67,985	191,275	5,317,833		5,317,833
Jan 16-31	158,505	83,780		-	3,789	246,074	123,290	54,184	277,698	455,172	5,108,736		5,108,736
Feb 1-15	158,505	531	41,877	-	47,888	248,800	123,290		25,179	148,469	5,209,067		5,209,067
Feb 16-28	158,125	-	-	-	3,567	161,692	123,290	54,184	105,081	282,555	5,088,203		5,088,203
Mar 1-15	158,505	9,594		-	-	168,099	123,290		69,655	192,945	5,063,357		5,063,357
Mar 16-31	158,125	-		-	56,083	214,208	123,290	54,184	77,551	255,025	5,022,540		5,022,540
Apr 1-15	158,505	-	-	-	2,296	160,801	123,290		51,840	175,130	5,008,210		5,008,210
Apr 16-30	158,505	-	-	-	11,564	170,069	123,290	54,184	90,618	268,092	4,910,187		4,910,187
May 1-15	158,505	-		-		158,505	123,290	-	63,970	187,260	4,881,432		4,881,432
May 16-31	158,505	804	26,119	-	62,334	247,762	123,290	54,184	137,429	314,903	4,814,291		4,814,291
Jun 1-15	158,505					158,505	123,290		39,913	163,203	4,809,593		4,809,593
Jun 16-30	158,125	52,940			5,810	216,875	123,290	54,184	78,329	255,803	4,770,665		4,770,665
<b>Total Estimate</b>	<b>3,893,171</b>	<b>556,494</b>	<b>92,142</b>	<b>345,211</b>	<b>232,219</b>	<b>5,119,237</b>	<b>2,925,266</b>	<b>650,210</b>	<b>2,176,759</b>	<b>5,752,234</b>		-	
FY18 Budget	5,489,773	-	286,212		314,800	6,090,785	3,151,766	683,614	2,170,785	6,006,164			
FY17 Accruals	-	556,494		345,211	-	901,705	(117,580)	(21,671)	(25,000)	(164,251)		84,621	
FY18 Accruals	(1,594,966)	-	(194,070)	-	(82,581)	(1,871,617)	(108,920)	(11,734)	30,974	(89,680)			
	<b>3,893,171</b>	<b>556,494</b>	<b>92,142</b>	<b>345,211</b>	<b>232,219</b>	<b>5,120,873</b>	<b>2,925,266</b>	<b>650,209</b>	<b>2,176,759</b>	<b>5,752,233</b>			
	0	0	0	0	(0)	1,636	(0)	(1)	(0)	(1)			



**ACHIEVE LANGUAGE ACADEMY**  
**Board Meeting Agenda – September 25, 2018**  
**5:15 p.m.**

The mission of Achieve Language Academy is to provide a rigorous, standards-based, data-driven, best practices educational program for students in grades Pre-K through 8. Achieve educates the whole child in a safe environment that values diversity and promotes world cultures with a focus on Hmong and Spanish languages.

<b>Item</b>	<b>Action</b>	<b>Leader</b>	<b>Materials</b>	<b>Time</b>
1. Call to order a. Members present b. Conflict of Interest disclosure c. Welcome and Introductions d. Authorizer Communications		Chair Tillman		5 min.
2. Agenda Approval	Motion to Approve	Chair Tillman	Copy of Board Agenda, 9/25/2018	3 min.
3. Communications to Board: At this time any parent or employee may briefly (3 min) address the School Board. The Board will listen, may ask for clarification, and if desired, refer matters to the Administrator. The Board shall not deliberate or act regarding items presented.				6 min.
4. Consent Agenda a. Board Minutes b. Wire Transfers c. Check Ledger d. Personnel items 5. Motion to remove items from the Consent Agenda 6. Motion to approve Consent Agenda 7. Motion to approve items removed from Consent Agenda	Motion to Approve		Copies of Consent Agenda Items	5 min.
8. Financial Report	Motion to Approve	Aaron Liesen	Financial Reports	10 min.
9. Reports/Presentation a. Director's Report b. STARS Program c. Board Training		Keith Lester	Report Items	20 min.
10. Discussion Items a. Strategic Planning b. Board Training		Board		15 min.
11. Action Items a. 403b Plan b. IRS - Mileage Reimbursement c. Approve Charter Statement of Assurances d. World's Best Workforce annual meeting	Approve			20 min.
12. Other Board Business				10 min.
13. Adjourn (Next meeting – Tuesday, October 23, 2018)	Adjourn	Chair Tillman		



**Achieve Language Academy  
Board Meeting 8/28/2018  
Minutes**

**Call to order 5:15 p.m.**

**Roll Call**

2018/19	July 2018	Aug 2018	Sept 2018	Oct 2018	Nov 2018	Dec 2018	Jan 2019	Feb 2019	March 2019
Lisa Kugler 7/18-6/19	X	A							
Keith Lester Ex-officio	X	X							
Dave Linne 7/18-6/20	X	X							
Katie Palmer 7/18-6/20	X	X							
Sam Rivard 7/17-6/19	X	X							
Melanie Stodola 7/18-6/20	X	A							
Paul Tillman 7/17-6/19	X	X							
Emily Tinawi 7/18-6/20	X	X							
Andrea Wenker 7/17-6/19	X	X							
Barbara Young 7/18-6/20	X	A							

**X = in attendance A = absent**

**Staff** – Aaron Leisen, Heather Freeman

**Guest** – Renee Schley, Abby Marta, Jean Newman (NEO)

**Mission statement reading** – Sam Rivard

**Pledge of Allegiance**

**Conflict of interest disclosures** – None

**Motion to approve the agenda by Sam Rivard, second by Andrea Wenker**    **Approved – all voting aye**

**Communications to Board** - None

**Authorizer Communications** - None

**Consent items**

Motion to approve the consent agenda by Sam Rivard, second by Dave Linne  
Approved – All voting aye

**Financial Update**

Review and discussion of the July Financials

Motion to approve by Dave Linne, second by Sam Rivard                      Roll call vote - all voting aye                      Approved

**Discussion Items**

- a. Directors Report - Keith Lester - Discussion

**Work items**

- a. First Ninety Days - Discussion
- b. Strategic Plan - Discussion
- c. Budget - Discussion
- d. Technology - Discussion
- e. Curriculum - Discussion
- f. Staff Development - Discussion
- g. Policies - Discussion

**Action Items**

- a. Approve Executive Director's request for \$417,000.00 for the above discussion and work items and others as necessary - motion by Dave Linne, second by Emily Tinawi Roll call vote - all voting aye Approved
- b. Motion to approve the following; Done Right Foods contract for 2018/19, Teachers on Call contract for 2018/19, Collaborative Transportation Management Services and acceptance of the Minnesota State Arts grant. Motion by Dave Linne, second by Sam Rivard Roll call vote - all voting aye Approved

**Other Business**

None

**Adjourn** - Motion to adjourn by Sam Rivard, second by Dave Linne Approved – all voting aye





# Welcome to the Minnesota School District Liquid Asset Fund Plus

Managed by PFM Asset Management LLC



[MSDLAF Program](#) | [Profile Update](#) | [Logout](#) | [Contact](#) | [FAQ](#)

[▶ Reports](#)
▶ Transactions
▶ Tools / Forms
🔒

- Reports
- [Balance Summary](#)
- [Current Balance Summary](#)
- [Monthly Summary](#)
- [Previous Month Trans](#)
- [Month to Date Trans](#)
- [Query & Download Trans](#)
- [Pending Transactions](#)
- [Check Detail](#)
- [Fixed Term Holdings](#)
- Statements
- [Monthly Statements](#)
- [Daily Confirms](#)
- [Documents](#)
- [Statement Guide](#)
- [IP Statement Guide](#)
- [New Daily Confirm Format](#)
- Information
- [Account Information](#)
- [Wire Payee Instructions](#)
- [ACH Payee Instructions](#)
- [Holiday Schedule](#)
- [News & Alerts](#)
- [EON Enhancements](#)

Reports - Previous Month Transactions August 2018

ACHIEVE LANGUAGE ACADEMY Show inactive accounts :   
 Account:  ⌵

**MSDLAF+ Liquid Class**

Posting Date	Settlement Date	Transaction	Dollar Amount of Transaction	Share Price	Shares This Transaction
8/31/2018	8/31/2018	Distributions	\$3.41	1.00000	3.410
<b>Totals:</b>			<b>\$3.41</b>		<b>3.410</b>

**MSDLAF+ MAX Class**

Posting Date	Settlement Date	Transaction	Dollar Amount of Transaction	Share Price	Shares This Transaction
8/13/2018	8/13/2018	Wire Redemption	(\$200,000.00)	1.00000	(200,000.000)
8/15/2018	8/15/2018	MN State-MMB	\$158,505.17	1.00000	158,505.170
8/23/2018	8/23/2018	Wire Redemption	(\$150,000.00)	1.00000	(150,000.000)
8/30/2018	8/30/2018	MN State-MMB	\$389,980.46	1.00000	389,980.460
8/31/2018	8/31/2018	Distributions	\$5,806.15	1.00000	5,806.150
<b>Totals:</b>			<b>\$204,291.78</b>		<b>204,291.780</b>

[Terms and Conditions](#) - [Privacy Policy](#) - Copyright 2018 All Rights Reserved - Version 1.9.5 Production