

Achieve Language Academy
Disbursements Register
For the Month of May 2018

VENDOR	DESCRIPTION	DATE	CHECK TYPE	AMOUNT
TARGET	Supplies	5/1/2018	27184 M	\$ 35.29
PARTY CITY	Supplies	5/3/2018	27185 M	151.63
MENARDS	Supplies	5/3/2018	27186 M	70.54
LITTLE OVEN	Food	5/14/2018	27187 M	162.90
ADAM'S PEST CONTROL	monthly pest control	5/3/2018	27188 R	65.12
ADVANCED	ANNUAL SUBSCRIPTION RENEWAL	5/3/2018	27189 R	900.00
ANCHOR PAPER COMPANY	adjusted total for white	5/3/2018	27190 R	150.36
CENTERLINE CHARTER CORP	Achieve to SunRay Bowl	5/3/2018	27191 R	344.00
DONE RIGHT FOOD SERVICES	food services	5/3/2018	27192 R	17,003.54
FLINK, JULENE	hotel reimbursement for	5/3/2018	27193 R	350.00
GEISER, KAREN	Testing and meeting with	5/3/2018	27194 R	650.00
GEISER, KAREN	Testing and meeting with	5/3/2018	27194 R	400.00
GEISER, KAREN	Testing materials - see	5/3/2018	27194 R	169.35
GILBERT MECHANICAL CONTRACTORS, INC	see invoice for detail on	5/3/2018	27195 R	1,642.11
INTEGRATED SYSTEMS CORP	subscription fee	5/3/2018	27196 R	200.00
MCGLYNN, PAUL	Skyward conference- mileage	5/3/2018	27197 R	157.50
MCGRANE LAWN & SNOW SERVICES	snow removal, salt and	5/3/2018	27198 R	1,271.00
MINNESOTA ZOO	Kinder Fieldtrip to the zoo	5/3/2018	27199 R	300.00
NATIONAL SCHOOL FORMS	visitor pass book, nurse	5/3/2018	27200 R	561.55
PURCHASE POWER	POSTAGE	5/3/2018	27201 R	1,008.50
ROBERTS, REBECCA	tissues	5/3/2018	27202 R	9.64
RUPP, ANDERSON, SQUIRES & WALDSPURGER	legal consulting services	5/3/2018	27203 R	909.86
SCHRAMKE, JULIE	choir supplies	5/3/2018	27204 R	22.99
SEELING, CASEY	classroom supplies	5/3/2018	27205 R	16.09
SPRWS	water service	5/3/2018	27206 R	389.36
TBS OFFICE AUTOMATIONS	overage fees on copier	5/3/2018	27207 R	1,431.48
TEACHERS ON CALL	substitute teachers	5/3/2018	27208 R	2,057.00
TEACHERS ON CALL	substitute teachers	5/3/2018	27208 R	2,048.50
TEACHERS ON CALL	substitute teachers	5/3/2018	27208 R	221.00
TEACHERS ON CALL	substitute teachers	5/3/2018	27208 R	1,181.50
TIES/WATS	substitute teachers	5/3/2018	27208 R	2,839.00
TIES/WATS	Route for january for two	5/3/2018	27209 R	2,339.70
TIES/WATS	Route for february for two	5/3/2018	27209 R	2,110.23
TWIN CITIES EDUCATION CONSULTANTS, LLC	Route for march for two	5/3/2018	27209 R	3,791.58
TWIN CITIES EDUCATION CONSULTANTS, LLC	sped services	5/3/2018	27210 R	450.00
ULINE	sped services	5/3/2018	27210 R	2,392.50
VONDRISKA, EMILY	big wheel cart	5/3/2018	27211 R	236.75
WELLS FARGO VENDOR FIN SERV	classroom supplies	5/3/2018	27212 R	26.10
LITTLE OVEN	copier lease on 8002i	5/3/2018	27213 R	782.00
LITTLE OVEN	Food	5/10/2018	27214 M	63.96
SAMS CLUB	Food	5/10/2018	27215 M	32.98
MILLS FLEET FARM	Supplies	5/16/2018	27216 M	251.01
	Supplies	5/18/2018	27217 M	330.92

For Management Purposes Only.

VENDOR	DESCRIPTION	DATE	CHECK TYPE	AMOUNT
STATE OF MINNESOTA	990 fees	5/17/2018	27218 M	25.00
A CHANCE TO GROW	services for IEP	5/16/2018	27219 R	198.80
ADAM'S PEST CONTROL	monthly pest control	5/16/2018	27220 R	65.12
ADVANCED DISPOSAL	trash services	5/16/2018	27221 R	1,274.99
AMERIPRIDE	custodial supplies	5/16/2018	27222 R	568.91
AMERIPRIDE	kitchen supplies	5/16/2018	27222 R	45.82
ANCHOR PAPER COMPANY	copier paper	5/16/2018	27223 R	390.00
BUCKEYE CLEANING CENTERS	cleaning supplies and	5/16/2018	27224 R	242.13
CENTERLINE CHARTER CORP	Achieve to Northrop - 2 buses	5/16/2018	27225 R	360.00
CENTERLINE CHARTER CORP	Achieve to Weide Park	5/16/2018	27225 R	180.00
CENTERLINE CHARTER CORP	Achieve to New Millineum	5/16/2018	27225 R	200.00
CHADELAINE, ALLEN	Achieve to Wilder Rec	5/16/2018	27225 R	180.00
CHARTER SCHOOL ACCOUNTING LLC	Phy ed equipment- field day	5/16/2018	27226 R	39.92
COMCAST BUSINESS	monthly accounting services	5/16/2018	27227 R	3,380.00
ECOLAB	interent services	5/16/2018	27228 R	330.05
ECOLAB	custodial supplies	5/16/2018	27229 R	29.03
FAMILY ACHIEVEMENT CENTER	speech and occupational	5/16/2018	27229 R	383.93
FAMILY ACHIEVEMENT CENTER	speech and occupational	5/16/2018	27230 R	6,510.00
FOLLETT SCHOOL SOLUTIONS, INC	single site hosting service	5/16/2018	27230 R	3,182.52
HASTINGS CO-OP CREAMERY	milk- food program	5/16/2018	27231 R	885.00
INDIGO EDUCATION	Director services deposit	5/16/2018	27232 R	1,347.85
KAISERCOMM, INC	telephone system time change	5/16/2018	27233 R	3,000.00
L & L PARTNERS	Hard of hearing consultant	5/16/2018	27234 R	160.00
RAGHUBIR, DEVON	Covers trophies and medals	5/16/2018	27235 R	567.48
ROBERTS, REBECCA	staff appreciation lunch	5/16/2018	27236 R	60.00
ROBERTS, REBECCA	staff appreciation lunch	5/16/2018	27237 R	21.92
SANDERS, KRISTIN	mints for testing	5/16/2018	27237 R	31.95
SCHOOL HEALTH CORP	light filters	5/16/2018	27238 R	14.98
SCHOOL SPECIALTY/CLASSROOM DIRECT	Delta	5/16/2018	27239 R	45.53
SEELING, CASEY	classroom supplies	5/16/2018	27240 R	456.70
SHORT, MONICA	Nurse supplies	5/16/2018	27241 R	38.46
ST MARY'S UNIVERSITY OF MINNESOTA	Teach like a champion- Emily	5/16/2018	27242 R	30.04
ST PAUL PARKS AND RECREATION	RECEIPT #3110950.002 for flag	5/16/2018	27243 R	275.00
STABNER ELECTRIC LLC	work on a new hand dryer unit	5/16/2018	27244 R	236.25
TEACHERS ON CALL	substitute teachers	5/16/2018	27245 R	533.00
TEACHERS ON CALL	substitute teachers	5/16/2018	27246 R	3,340.50
TEACHERS ON CALL	substitute teachers	5/16/2018	27246 R	3,060.00
TEACHERS ON CALL	substitute teachers	5/16/2018	27246 R	3,306.50
TECHNOLOGY BY DESIGN LLC	TechProtect Contract	5/16/2018	27246 R	3,043.00
TIES/WATS	Transportation for two	5/16/2018	27247 R	1,353.00
TOWN MART	Supplies	5/16/2018	27248 R	27247 R
LITTLE OVEN	Food	5/16/2018	27248 R	8,241.51
SAMS CLUB	Supplies	5/29/2018	27249 M	78.98
MINNESOTA ZOO	Field Trip	5/24/2018	27250 M	72.46
		5/29/2018	27251 M	292.58
		5/30/2018	27252 M	648.00

VENDOR	DESCRIPTION	DATE	CHECK TYPE	AMOUNT
AMERIPRIDE	custodial supplies	5/31/2018	27253 R	431.04
BUCKEYE CLEANING CENTERS	custodial cleaning products	5/31/2018	27254 R	2,078.10
CENTERLINE CHARTER CORP	Achieve to Xcel Center	5/31/2018	27255 R	548.00
CENTERLINE CHARTER CORP	Achieve to King of Kings	5/31/2018	27255 R	180.00
CENTERLINE CHARTER CORP	Achieve to Childrens theatre	5/31/2018	27255 R	472.00
CENTURYLINK	Telephone SERVICE and	5/31/2018	27256 R	113.76
CENTURYLINK	internext for 2151 Stillwater	5/31/2018	27256 R	41.99
CENTURYLINK	TELEPHONE SERVICE BOILER ROOM	5/31/2018	27256 R	56.05
COMCAST	high speed internet	5/31/2018	27257 R	731.20
COOAN, KRISTEN	classroom resources	5/31/2018	27258 R	12.50
DEX MEDIA EAST LLC	advertising costs	5/31/2018	27259 R	21.50
ECOLAB	custodial parts	5/31/2018	27260 R	33.09
ECI	technician fees to check	5/31/2018	27261 R	370.80
FLANAGAN, MARISSA	class supplies	5/31/2018	27262 R	129.95
FURTHER	PARTICIPANT FEES	5/31/2018	27263 R	192.40
HEGNA-OELZE, KATHY	food for volunteer	5/31/2018	27264 R	34.09
MCGRANE LAWN & SNOW SERVICES	spring clean up, sweeping,	5/31/2018	27265 R	961.00
RUPP, ANDERSON, SQUIRES & WALDSPURGER	attorney fees regarding legal	5/31/2018	27266 R	2,321.70
SCHOLASTIC BOOK FAIRS	BOGO Bookfair	5/31/2018	27267 R	1,354.36
SNAVELY, KATHERINE	literacy texts	5/31/2018	27268 R	51.16
SORENSEN, MARLENE	Reading assessment book	5/31/2018	27269 R	42.50
SPRWS	water service	5/31/2018	27270 R	581.19
ST PAUL PARKS AND RECREATION	Hazel park flag football	5/31/2018	27271 R	52.50
TASC	admin and claim card fees	5/31/2018	27272 R	109.60
TEACHERS ON CALL	substitute teachers	5/31/2018	27273 R	2,567.00
TEACHERS ON CALL	substitute teachers	5/31/2018	27273 R	2,839.00
TEACHERS ON CALL	substitute teachers	5/31/2018	27273 R	1,793.50
TEACHERS ON CALL	substitute teachers	5/31/2018	27273 R	3,043.00
TETTER, ERICA	Flag Football Ref	5/31/2018	27274 R	384.00
WELLS FARGO VENDOR FIN SERV	3051ci and 8002i lease	5/31/2018	27275 R	1,819.00
XCEL ENERGY	gas and electric services	5/31/2018	27276 R	5,054.66
YANG, KA	classroom supplies	5/31/2018	27277 R	82.25
YANG, VUE	Parking for festival of	5/31/2018	27278 R	10.00
YANG, VUE	Parking for festival of	5/31/2018	27278 R	24.99
Western Bank	5/11/18 Payroll	5/11/2018	0 W	75,345.80
Western Bank	5/24/18 Payroll	5/24/2018	0 W	76,751.75
FEDERAL TAX	Payroll accrual	5/1/2018	201700318 W	24,216.87
MINNESOTA STATE TAX	Payroll accrual	5/1/2018	201700319 W	3,961.24
MN PUBLIC EMPLOYEE RETIRE ASSC	Payroll accrual	5/1/2018	201700320 W	3,521.79
TEACHERS RETIRMMENT ASSOCIATION	Payroll accrual	5/1/2018	201700321 W	12,713.56
FEDERAL TAX	Payroll accrual	5/15/2018	201700322 W	23,596.21

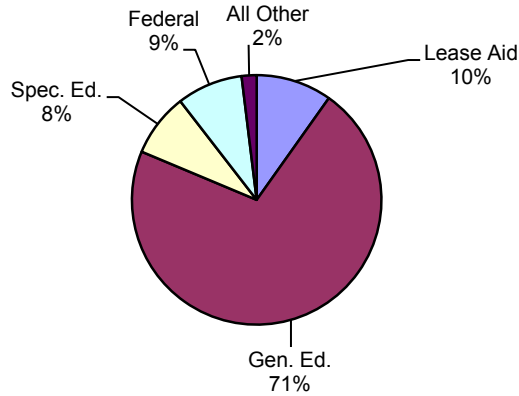
VENDOR	DESCRIPTION	DATE	CHECK TYPE	AMOUNT
MINNESOTA STATE TAX	Payroll accrual	5/15/2018	201700323 W	3,850.96
MN PUBLIC EMPLOYEE RETIRE ASSC	Payroll accrual	5/15/2018	201700324 W	3,407.70
TEACHERS RETIREMENT ASSOCIATION	Payroll accrual	5/15/2018	201700325 W	12,453.84
FEDERAL TAX	Payroll accrual	5/25/2018	201700355 W	24,016.96
MINNESOTA STATE TAX	Payroll accrual	5/25/2018	201700356 W	3,926.09
MN PUBLIC EMPLOYEE RETIRE ASSC	Payroll accrual	5/25/2018	201700357 W	3,482.14
TEACHERS RETIREMENT ASSOCIATION	Payroll accrual	5/25/2018	201700358 W	12,658.10
FEDERAL TAX	Payroll accrual	5/1/2018	201700359 W	55.00
FEDERAL TAX	Payroll accrual	5/15/2018	201700360 W	55.00
FEDERAL TAX	Payroll accrual	5/25/2018	201700361 W	55.00
FURTHER	Payroll accrual	5/1/2018	201700362 W	793.33
FURTHER	Payroll accrual	5/15/2018	201700363 W	793.33
FURTHER	Payroll accrual	5/25/2018	201700364 W	793.33
MINNESOTA STATE TAX	Payroll accrual	5/1/2018	201700365 W	25.00
MINNESOTA STATE TAX	Payroll accrual	5/15/2018	201700366 W	25.00
MINNESOTA STATE TAX	Payroll accrual	5/25/2018	201700367 W	25.00
TASC	Payroll accrual	5/1/2018	201700368 W	655.87
TASC	Payroll accrual	5/1/2018	201700369 W	828.11
TASC	Payroll accrual	5/15/2018	201700370 W	655.87
TASC	Payroll accrual	5/15/2018	201700371 W	828.11
TASC	Payroll accrual	5/25/2018	201700372 W	655.87
TASC	Payroll accrual	5/25/2018	201700373 W	828.11
SELECT ACCOUNT	Selectaccount	5/2/2018	201700374 W	225.00
TASC	Inv Adjustment	5/2/2018	201700375 W	(387.08)
SELECT ACCOUNT	HRA	5/2/2018	201700376 W	173.15
SELECT ACCOUNT	Inv Adjustment	5/4/2018	201700377 W	112.50
SELECT ACCOUNT	HRA	5/9/2018	201700378 W	432.01
MN PUBLIC EMPLOYEE RETIRE ASSC	Inv Adjustment	5/10/2018	201700379 W	(261.55)
WESTERN BANK	Transfer to 4130	5/15/2018	201700380 W	15,000.00
SELECT ACCOUNT	HRA	5/16/2018	201700381 W	57.99
TASC	Invoice Adjustment	5/17/2018	201700382 W	(71.46)
WESTERN BANK	Transfer to 4130	5/18/2018	201700383 W	6,000.00
BLUE CROSS	Health Premiums	5/22/2018	201700384 W	24,435.98
SELECT ACCOUNT	HRA	5/23/2018	201700385 W	282.61
WESTERN BANK	Loan Payment to 310	5/24/2018	201700386 W	39,000.00
WESTERN BANK	CC Payment	5/29/2018	201700387 W	22.22
SELECT ACCOUNT	HRA	5/31/2018	201700388 W	30.44
WELLS FARGO	Service Fees	5/11/2018	201700389 W	24.18
WELLS FARGO VISA	Credit Card Payment	5/24/2018	201700390 W	49.27
WELLS FARGO VISA	Credit Card Payment	5/24/2018	201700391 W	4,536.29
Total				507,428.82

Achieve Language Academy

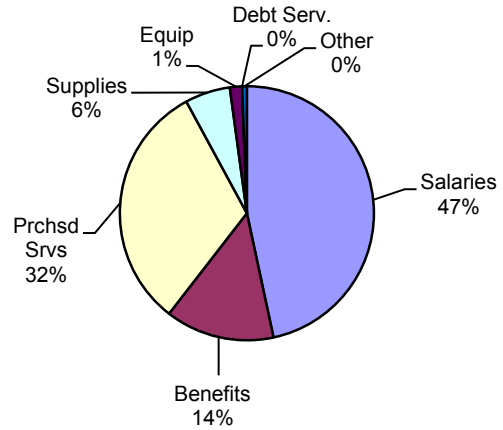
Financial Dashboard for: 10/31/2018

Full Year Budget (Accrual)

Where the money is budgeted to come from:



YTD Where the money is budgeted to be spent:



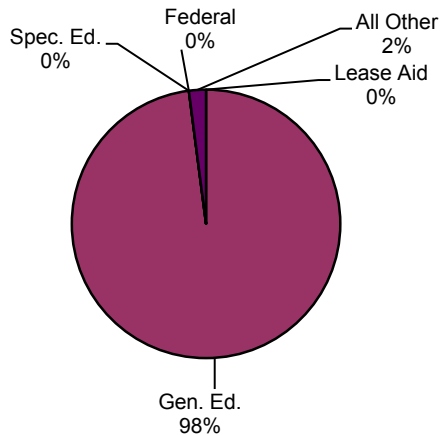
Student Count

Actual Current ADM:
Actual Current PUN:

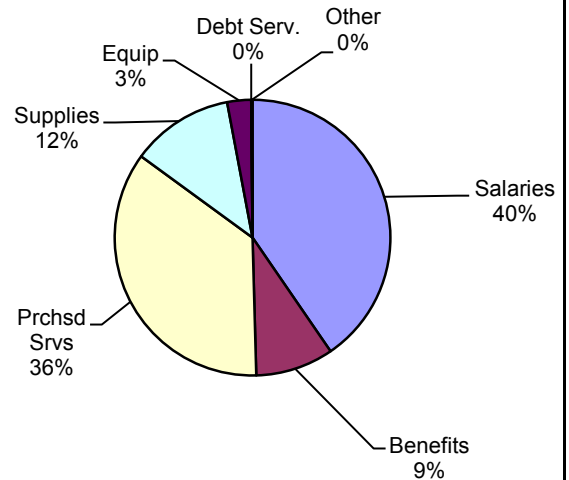
ADM from Budget **440.87 ADM**
PUN from Budget

Year to Date Actual (Cash)

Where the money is coming from:



Where the money is being spent:



	YTD Actual		YTD Budget Target	
Revenue	\$1,686,282	28%	\$2,038,445	33%
Expense	\$1,393,987	23%	\$2,010,388	33%

Achieve Language Academy

Financial Dashboard for: 10/31/2018

Comments:

General Comments:

For the month ending September 30th, 2018 the school has a reconciled cash balance total for all accounts of **\$5,646,177**

Revenue:

Achieve Language Academy received \$427,231 in revenue during the month, bringing FY18's year to date amount to \$1,686,282 which represents 28% of the FY19 Original Revenue Budget.

Expenses:

During the month, the school expended \$521,674. Total year to date expenditures of \$1,393,987 which represents 23% of the FY19 Original Expense Budget.

These financials were compiled from information supplied by school management. They are unaudited and should be used for management purposes only.

Achieve Language Academy

Balance Sheet

Fiscal Year 2019

As of October 31st, 2018

	General Fund	Food Service Fund	Community Service Fund	Total All Funds
Assets				
Cash				
Checking and Savings Accounts	4,104,575	(83,453)	(10,709)	4,010,413
Investments	1,635,765	-		1,635,765
Receivable	236,578	-	10,709	247,287
Due To/ From MDE	171,725	611		172,336
Prepaid Expenditures	16,012	-		16,012
Total Cash	6,164,655	(82,842)	-	6,081,813
Fixed Assets				
Equipment & Leasehold Improvements	-	-	-	-
Accum. Depreciation	-	-	-	-
Total Fixed Assets	-	-	-	-
Total Assets	6,164,655	(82,842)	-	6,081,813
Liabilities and Fund Balance				
Current Liabilities				
Accounts Payable	66,591			66,591
Payroll Liabilities	0	1,000		1,000
Total Current Liabilities	66,591	1,000	-	67,592
Fund Balance				
Investments in Fixed Assets	-	-		-
Audited Fund Balance, 06.30.2018	5,715,593	-	-	5,715,593
Net Income FY19	382,470	(83,842)	-	298,628
Total Fund Balance	6,098,063	(83,842)	-	6,014,221
Total Liabilities & Fund Balance	6,164,655	(82,842)	-	6,081,813

State Holdback Calculation:

Total Fiscal Year School Budgeted State Revenues	5,489,773
Fiscal Year-to-Date (4 of 12 months)	33%
Total Fiscal Year-to-Date Budget (June 2017)	1,829,924
State Holdback Percentage	10%
Total Estimated Year-to-Date Holdback	182,992

Achieve Language Academy
Summary Income Expense Statement
Fiscal Year 2019
For Period Ending October 31st, 2018

	Current Month Activity	Second PY YTD	First PY YTD	FY19 Year-To-Date Activity	FY17 Budget	FY18 Budget	FY19 Budget 440.87 ADM	Budget Amount Remaining	% of 2nd PY Bud	% of 1st PY Bud	% of CY Bud
Fund 01 - General Fund											
Revenues											
State Revenue											
School Trust Endowment	(8,916)	7,266	8,552	-	11,500	11,500	11,500	11,500	63%	74%	0%
Literacy Incentive Grant	-	-	-	-	32,500	32,500	32,500	32,500	0%	0%	0%
State Lease Aid	-	-	-	-	606,600	603,744	600,813	600,813	0%	0%	0%
Gen Ed Aid	419,526	1,349,385	1,587,269	1,651,725	4,370,007	4,458,931	4,343,443	2,691,718	31%	36%	38%
State Special Education Aid	-	-	-	-	342,192	450,194	501,516	501,516	0%	0%	0%
Long Term Facilities Maint	-	-	-	-	-	-	-	-	N/A	N/A	N/A
Total State Revenue	410,611	1,356,652	1,595,821	1,651,725	5,362,799	5,556,868	5,489,773	3,838,047	25%	29%	30%
Federal Revenue											
Title I	-	59,250	-	-	147,246	69,272	96,513	96,513	40%	0%	0%
Title II	-	11,687	-	-	18,297	-	-	-	64%	N/A	N/A
Title III	-	14,566	-	-	28,821	40,334	39,693	39,693	51%	0%	0%
Title IV	-	10,594	-	-	9,779	-	-	-	108%	N/A	N/A
Federal Special Ed. Aid	-	34,733	-	-	56,424	150,487	150,006	150,006	62%	0%	0%
Total Federal Revenue	-	130,829	-	-	260,567	260,093	286,212	286,212	50%	0%	0%
Local Revenue											
GIFTS AND REQUESTS	778	5,514	10,438	778	15,000	15,000	20,000	(778)	N/A	N/A	N/A
INTEREST INCOME	6,780	761	714	24,716	10,000	10,000	10,000	5,801	8%	7%	42%
FEEES FROM PATRONS	4,200	-	-	4,200	10,000	6,000	6,000	6,000	0%	0%	0%
STUDENT ACTIVITY	-	5,100	2,022	-	10,000	3,800	3,800	1,066	51%	53%	72%
MISCELLANEOUS REV-LOCAL SOI	2,734	11,375	13,174	2,734	45,000	34,800	39,800	7,372	25%	38%	81%
Total Local Revenue	14,491	11,375	13,174	32,428	45,000	34,800	39,800	7,372	25%	38%	81%
Total Revenue	425,102	1,498,856	1,608,995	1,684,154	5,668,366	5,851,761	5,815,785	4,131,631	26%	27%	29%

Achieve Language Academy
Summary Income Expense Statement
Fiscal Year 2019
For Period Ending October 31st, 2018

	FY19			FY17 Budget	FY18 Budget	FY19 Budget	Budget Remaining	% of			
	Current Month Activity	Second PY YTD	First PY YTD					2nd PY Bud	1st PY Bud	% of CY Bud	
Expenditures	Administration										
	Salaries and Wages	19,375	65,602	133,947	65,724	299,244	337,515	345,618	279,893	22% 40% 19%	
	Benefits	2,704	10,804	23,383	11,853	86,418	118,708	113,672	101,819	13% 20% 10%	
	Purchased Services	15,675	-	-	70,737	-	-	148,374	77,638	N/A N/A 48%	
	Supplies	3,782	14,313	30,509	12,310	26,493	34,710	35,285	22,975	54% 88% 35%	
	Equipment	-	25,770	5,806	-	25,770	26,120	25,000	25,000	100% 22% 0%	
	Loans and Interest	-	-	-	-	-	-	-	-	N/A N/A N/A	
	Dues and Membership	368	32,410	29,039	2,098	32,983	34,050	35,120	33,022	98% 85% 6%	
	Total Administration	41,904	148,899	222,684	162,722	470,909	551,104	703,069	540,347	32% 40% 23%	
	General Education	Salaries and Wages	151,228	300,869	332,693	339,367	1,772,836	1,613,099	1,740,336	1,400,968	17% 21% 20%
Benefits		36,919	70,243	74,630	81,435	538,625	529,182	518,712	437,277	13% 14% 16%	
Purchased Services		10,519	16,831	10,809	16,744	116,854	114,670	119,424	102,681	14% 9% 14%	
Supplies		43,027	33,927	18,794	75,595	57,885	68,200	69,966	(5,630)	59% 28% 108%	
Equipment		-	22	3,225	-	9,636	12,336	9,636	9,636	0% 26% 0%	
Dues and Membership		-	400	930	-	-	1,000	1,000	1,000	N/A 93% 0%	
Total General Education		241,693	422,291	441,080	513,141	2,495,836	2,338,486	2,459,073	1,945,932	17% 19% 21%	
State Special Education		Salaries and Wages	23,522	29,901	33,423	46,609	219,394	244,992	290,303	243,694	14% 14% 16%
		Benefits	4,390	8,674	11,083	8,887	46,225	74,522	75,502	66,614	19% 15% 12%
		Purchased Services	32,918	13,014	19,348	44,726	89,399	137,813	141,947	97,222	15% 14% 32%
	Supplies	-	512	-	-	804	-	-	-	64% N/A N/A	
	Total State Special Education	60,830	52,101	63,854	100,222	355,822	457,326	507,752	407,530	15% 14% 20%	

Achieve Language Academy
Summary Income Expense Statement
Fiscal Year 2019
For Period Ending October 31st, 2018

	Current Month	Second PY	First PY YTD	FY19 Year-To-Date Activity	FY17 Budget	FY18 Budget	FY19 Budget	Budget Remaining	% of 2nd PY	% of 1st PY	% of CY
	Activity	YTD					440.87 ADM		Bud	Bud	Bud
Federal Special Education											
Salaries and Wages	2,787	9,013	6,078	6,172	38,595	41,396	41,810	35,638	23%	15%	15%
Benefits	430	1,801	934	951	10,297	18,193	14,571	13,620	17%	5%	7%
Purchased Services	-	-	12,300	12,425	4,031	87,317	89,937	77,512	0%	14%	14%
Supplies	-	2,196	1,047	-	3,501	3,581	3,688	3,688	63%	29%	0%
Total Federal Special Education	3,218	13,010	20,359	19,549	56,424	150,487	150,006	130,457	23%	14%	13%
Title I Funds											
Salaries and Wages	9,350	17,296	9,254	18,700	110,461	46,450	69,184	50,484	16%	20%	27%
Benefits	2,400	3,390	2,615	4,770	28,836	13,726	17,960	13,190	12%	19%	27%
Purchased Services	-	-	-	-	-	-	-	-	N/A	N/A	N/A
Supplies	-	16,778	5,738	5,738	7,950	9,096	9,369	3,632	211%	63%	61%
Total Title I Funds	11,750	37,463	17,607	29,207	147,246	69,272	96,513	67,306	25%	25%	30%
Title II Funds											
Salaries and Wages	1,739	11,691	116	3,221	16,145	-	-	(3,221)	72%	N/A	N/A
Benefits	375	2,158	18	713	2,152	-	-	(713)	100%	N/A	N/A
Supplies	-	-	-	-	-	-	-	-	N/A	N/A	N/A
Total Title II Funds	2,114	13,849	133	3,934	18,297	-	-	(3,934)	76%	N/A	N/A
Title III Funds											
Salaries and Wages	239	12,079	6,444	2,303	25,952	31,134	31,483	29,180	47%	21%	7%
Benefits	36	3,823	2,007	346	2,869	9,200	8,210	7,864	133%	22%	4%
Total Title III Funds	275	15,901	8,451	2,650	28,821	40,334	39,693	37,044	55%	21%	7%
Title IV Funds											
Salaries and Wages	1,035	3,304	2,760	2,070	8,492	-	-	(2,070)	39%	N/A	N/A
Benefits	239	608	642	480	1,287	-	-	(480)	47%	N/A	N/A
Total Title IV Funds	1,274	3,912	3,402	2,550	9,779	-	-	(2,550)	40%	N/A	N/A

Achieve Language Academy
Summary Income Expense Statement
Fiscal Year 2019
For Period Ending October 31st, 2018

	Current Month Activity	Second PY YTD	First PY YTD	FY19 Year-To-Date Activity	FY17 Budget	FY18 Budget	FY19 Budget	Budget Amount Remaining	% of 2nd PY Bud	% of 1st PY Bud	% of CY Bud
Instructional Support Services											
Salaries and Wages	3,922	17,178	14,326	12,011	64,213	60,663	61,269	49,258	27%	24%	20%
Benefits	1,054	5,036	3,902	3,326	17,728	26,661	21,464	18,138	28%	15%	15%
Purchased Services	1,978	5,187	12,303	27,419	24,351	31,364	32,305	4,886	21%	39%	85%
Supplies	-	-	-	-	-	-	-	-	N/A	N/A	N/A
Equipment	-	64	5,552	39,127	58,959	58,959	58,959	19,833	0%	9%	66%
Total Instructional Support	6,954	27,465	36,084	81,883	165,251	177,647	173,997	92,114	17%	20%	47%
Student Support Services											
Salaries and Wages	2,569	4,575	6,193	5,138	22,693	29,415	30,830	25,692	20%	21%	17%
Benefits	646	1,268	1,392	1,291	5,938	6,486	5,737	4,446	21%	21%	23%
Supplies	-	97	237	-	2,609	2,700	2,781	2,781	4%	9%	0%
Total Student Support Services	3,214	5,940	7,821	6,429	31,240	38,601	39,348	32,919	19%	20%	16%
Transportation											
Salaries and Wages	565	1,055	1,119	1,130	6,614	16,785	16,950	15,820	16%	7%	7%
Benefits	396	802	868	793	1,002	9,583	8,344	7,551	80%	9%	10%
Purchased Services	275	18,387	2,614	3,406	390,099	400,599	416,332	412,926	5%	1%	1%
Supplies	-	-	-	47	120	-	-	(47)	0%	N/A	N/A
Total Transportation	1,236	20,243	4,601	5,376	397,835	426,967	441,625	436,249	5%	1%	1%
Leases and Maintenance											
Salaries and Wages	9,676	32,687	34,156	35,859	116,194	119,470	121,089	85,229	28%	29%	30%
Benefits	2,518	9,052	9,386	9,642	32,603	36,003	34,299	24,657	28%	26%	28%
Purchased Services	11,854	84,356	78,976	104,926	228,883	266,079	274,062	169,136	37%	30%	38%
Building Lease	90,468	205,874	205,874	214,022	684,302	684,611	683,614	469,593	30%	30%	31%
Supplies	2,053	6,560	11,764	9,573	18,591	29,218	30,094	20,521	35%	40%	32%
Equipment	-	-	-	-	-	-	-	-	N/A	N/A	N/A
Total Leases and Maintenance	116,569	338,528	340,155	374,022	1,080,573	1,135,381	1,143,157	769,135	31%	30%	33%
Total Expenditures	491,030	1,099,603	1,166,231	1,301,684	5,258,034	5,385,604	5,754,232	4,452,549	21%	22%	23%
General Fund Net Income (Loss)	(65,928)	399,253	442,764	382,470	410,332	466,156	61,552	(320,917)			

Achieve Language Academy
Summary Income Expense Statement
Fiscal Year 2019
For Period Ending October 31st, 2018

	Current Month Activity	Second PY YTD	First PY YTD	FY19 Year-To-Date Activity	FY17 Budget	FY18 Budget	FY19 Budget	Budget Remaining	% of 2nd PY Bud	% of 1st PY Bud	% of CY Bud
Fund 02 - Food Service Fund											
Revenues											
Total State Revenue	-	2,323	-	-	21,500	21,500	21,500	21,500	11%	0%	0%
Total Federal Revenue	-	37,390	-	-	236,500	236,500	236,500	236,500	16%	0%	0%
Total Other Local Sources	2,129	2,357	692	2,129	17,000	17,000	17,000	14,872	14%	4%	13%
Total Revenues	2,129	42,070	692	2,129	275,000	275,000	275,000	272,872	15%	0%	1%
Expenditures											
Salaries	5,283	17,465	18,245	19,001	53,813	41,412	42,465	23,464	32%	44%	45%
Benefits	798	2,641	2,753	2,868	8,153	16,741	14,280	11,412	32%	16%	20%
Purchased Services	-	-	-	-	-	-	-	-	N/A	N/A	N/A
Supplies	24,563	66,250	35,319	64,102	237,310	189,939	195,638	131,536	28%	19%	33%
Total Expenditures	30,644	86,357	56,317	85,970	299,276	248,092	252,382	166,411	29%	23%	34%
Food Service Fund Net Income	(28,515)	(44,287)	(55,625)	(83,842)	(24,276)	26,908	22,618	106,460			

For management purposes only.

Achieve Language Academy
Summary Income Expense Statement
Fiscal Year 2019
For Period Ending October 31st, 2018

	Current Month Activity	Second PY YTD	First PY YTD	FY19 Year-To-Date Activity	FY17 Budget	FY18 Budget	FY19 Budget 440.87 ADM	Budget Amount Remaining	% of 2nd PY Bud	% of 1st PY Bud	% of CY Bud
Fund 04 - Community Services Fund											
Revenues											
Total Other Local Sources	-	3,101	550	-	25,000	24,550	24,550	24,550	12%	2%	0%
Total Revenues	-	3,101	550	-	25,000	24,550	24,550	24,550	12%	2%	0%
Expenditures											
Salaries	-	-	-	-	20,500	21,320	21,320	21,320	0%	0%	0%
Benefits	-	-	-	-	5,115	3,230	3,230	3,230	0%	0%	0%
Total Expenditures	-	-	-	-	25,615	24,550	24,550	24,550	0%	0%	0%
Community Services Fund Net In	-	3,101	550	-	(615)	-	-	-			
ALL FUNDS TOTAL NET INCOME	(94,443)	358,068	387,689	298,628	385,441	493,064	84,171	(214,457)			

Achieve Language Academy
Cash Flow Projection FY 2018

Estimated Receipts By Category						School Disbursements						
State CY	PY State	Federal CY	Federal PY	Other Local Receipts	Total Revenues	Payroll Disbursements	Building Lease Disbursements	Acct. Payable Disbursements	Total Disbursements	Estimated Accumulative Cash Balance	LOC	Total Cash With LOC Advance/ Payment
158,505	-	-	203,185		361,691	108,713	-	39,913	148,625	\$ 5,403,663		\$ 5,403,663
158,125	-	-	-	6,179	164,305	116,297	54,184	305,601	476,083	5,616,728		5,616,728
158,505	-	-	-	-	158,505	116,198	-	70,361	186,559	5,304,949	-	5,304,949
249,456	52,940	-	87,584	5,810	395,790	118,258	54,184	115,284	287,726	5,276,896		5,276,896
195,743	-	-	-	-	195,743	135,584	-	84,192	219,776	5,384,960		5,384,960
320,780	211,318	-	-	5,948	538,046	139,499	15,184	108,271	262,955	5,360,927		5,360,927
205,531	-	-	-	-	205,531	126,223	-	132,146	258,368	5,636,018		5,636,018
205,080	145,704	-	-	16,620	367,404	127,344	90,468	86,595	304,407	5,583,181		5,583,181
158,505	-	-	-	-	158,505	123,290		83,760	207,050	5,646,177		5,646,177
158,505	7,490	24,146	24,357	5,683	220,182	123,290	54,184	65,049	242,523	5,597,633		5,597,633
158,505	399		-	10,838	169,742	123,290		79,249	202,539	5,575,292		5,575,292
158,505	-	-	-	3,461	161,966	123,290	54,184	57,155	234,629	5,542,495		5,542,495
158,505	-		-	-	158,505	123,290		67,985	191,275	5,469,832		5,469,832
158,505	83,780		-	3,789	246,074	123,290	54,184	277,698	455,172	5,437,062		5,437,062
158,505	531	41,877	-	47,888	248,800	123,290		25,179	148,469	5,227,964		5,227,964
158,125	-	-	-	3,567	161,692	123,290	54,184	105,081	282,555	5,328,295		5,328,295
158,505	9,594		-	-	168,099	123,290		69,655	192,945	5,207,431		5,207,431
158,125	-		-	56,083	214,208	123,290	54,184	77,551	255,025	5,182,585		5,182,585
158,505	-	-	-	2,296	160,801	123,290		51,840	175,130	5,141,768		5,141,768
158,505	-	-	-	11,564	170,069	123,290	54,184	90,618	268,092	5,127,439		5,127,439
158,505	-		-		158,505	123,290	-	63,970	187,260	5,029,415		5,029,415
158,505	804	26,119	-	50,050	235,478	123,290	54,184	137,429	314,903	5,000,660		5,000,660
158,505					158,505	123,290		39,913	163,203	4,921,235		4,921,235
158,125	48,545			2,443	209,113	123,290	54,184	78,329	255,803	4,916,537		4,916,537
4,186,665	561,104	92,142	315,127	232,219	5,387,257	2,960,755	647,495	2,312,823	5,921,072	4,869,847		4,869,847
5,489,773	-	286,212		314,800	6,090,785	3,187,256	683,614	2,135,295	6,006,164	-		-
-	556,494		315,127	-	871,621	(117,580)	(21,671)	(25,000)	(164,251)		84,621	
(1,301,472)	-	(194,070)	-	(82,581)	(1,578,123)	(108,920)	(11,734)	30,974	(89,680)			
4,186,665	556,494	92,142	315,127	232,219	5,384,283	2,960,756	650,209	2,141,269	5,752,233			
0	(4,610)	0	0	0	(2,974)	0	2,714	(171,554)	(168,839)			



ACHIEVE LANGUAGE ACADEMY

Board Meeting Agenda – November 27, 2018

5:15 p.m.

The mission of Achieve Language Academy is to provide a rigorous, standards-based, data-driven, best practices educational program for students in grades Pre-K through 8. Achieve educates the whole child in a safe environment that values diversity and promotes world cultures with a focus on Hmong and Spanish languages.

Item	Action	Leader	Materials	Time
1. Call to order <ul style="list-style-type: none"> a. Members present b. Conflict of Interest disclosure c. Welcome and Introductions d. Authorizer Communications 		Chair Tillman		5 min.
2. Agenda Approval	Motion to Approve	Chair Tillman	Copy of Board Agenda, 11/27/2018	3 min.
3. Communications to Board: At this time any parent or employee may briefly (3 min) address the School Board. The Board will listen, may ask for clarification, and if desired, refer matters to the Administrator. The Board shall not deliberate or act regarding items presented.				6 min.
4. Consent Agenda <ul style="list-style-type: none"> a. Board Minutes b. Wire Transfers c. Check Ledger d. Personnel Items 5. Motion to remove items from the Consent Agenda 6. Motion to approve Consent Agenda 7. Motion to approve items removed from Consent Agenda	Motion to Approve		Copies of Consent Agenda Items	5 min.
8. Board Legal Training – Amy Mace, Attorney at Law				
9. Financial Report	Motion to Approve	Aaron Liesen	Financial Reports	10 min.
10. Reports/Presentation <ul style="list-style-type: none"> a. Director's Report 		Keith Lester	Report Items	15 min.
11. Discussion Items <ul style="list-style-type: none"> a. Strategic Planning – set dates b. 		Board		10 min.
12. Action Items <ul style="list-style-type: none"> a. Second Reading of Mandatory Board Policies b. WBWF Plan 	Approve			20 min.
13. Other Board Business				10 min.
14. Adjourn (Next meeting –	Adjourn	Chair Tillman		

Achieve Language Academy Board Meeting 10/23/2018 Minutes

Call to order 5:15 p.m.

Roll Call

2018/19	July 2018	Aug 2018	Sept 2018	Oct 2018	Nov 2018	Dec 2018	Jan 2019	Feb 2019	March 2019
Lisa Kugler 7/18-6/19	X	A	A	A					
Keith Lester Ex-officio	X	X	X	X					
Dave Linne 7/18-6/20	X	X	X	X					
Katie Palmer 7/18-6/20	X	X	A	X					
Sam Rivard 7/17-6/19	X	X	X	X					
Melanie Stodola 7/18-6/20	X	A	X	A					
Paul Tillman 7/17-6/19	X	X	X	A					
Emily Tinawi 7/18-6/20	X	X	X	X					
Andrea Wenker 7/17-6/19	X	X	X	X					
Barbara Young 7/18-6/20	X	A	X	X					

X = in attendance A = absent

Staff – Aaron Leisen

Guest – Kathy Oelze, Renee Schley, Sue Trimble, Denise Doty

Mission statement reading – Sam Rivard

Pledge of Allegiance

Conflict of interest disclosures – None

Motion to approve the agenda by Andrea Wenker, second by Sam Rivard Approved – all voting aye

Communications to Board – Kathy Oelze – Children’s Dental Services will providing dental services to some students here at the school. She explained how the program works.

Authorizer Communications - None

Consent items

Motion to remove the check ledger from the consent agenda by Andrea Wenker, second by Dave Linne

Approved – All voting aye

Motion to approve the remaining items on the consent agenda by Sam Rivard, second by Emily Tinawi

Approved – all voting aye

Discussion – Andrea Wenker proposed changing the account type at western bank due to recurring NSF fees. There was a consensus by the Board to have Keith Lester and Aaron Leisen change the account with Western Bank.

Motion to approve the check ledger by Andrea Wenker, second by Dave Linne

Approved – all voting aye

Financial Update

Review and discussion of the Financials

Motion to approve by Andrea Wenker, second by Sam Rivard

Roll call vote - all voting aye Approved

Reports/Presentations

- a. Directors Report - Keith Lester - Discussion
- b. STARS Program – Sue Trimble discussed the program, Smart Board Demo by Renee Schley.

Discussion Items

- a. Strategic Planning – Keith Lester will send out a survey for dates to meet.
- b. Board Training – Amy Mace will do Board training at the November meeting.
- c. Performance Framework – Keith Lester shared NEO Performance Framework.
- d. First reading: Mandated Policies – Motion to accept 1st reading of mandated policies by Dave Linne, second by Sam Rivard
Approved – all voting aye

Action Item

- a. Technology Request – Keith Lester is requesting a purchase of an additional 100 -125 Chrome Books.
Motion to approve request by Sam Rivard, second by Dave Linne
Roll call vote - Approved - all voting aye

Other Business

None

Adjourn - Motion to adjourn by Sam Rivard, second by Dave Linne Approved – all voting aye



Welcome to the Minnesota School District Liquid Asset Fund Plus

Managed by PFM Asset Management LLC



[MSDLAF Program](#) | [Profile Update](#) | [Logout](#) | [Contact](#) | [FAQ](#)

Reports

[Balance Summary](#)
[Current Balance Summary](#)
[Monthly Summary](#)
[Previous Month Trans](#)
[Month to Date Trans](#)
[Query & Download Trans](#)
[Pending Transactions](#)
[Check Detail](#)
[Fixed Term Holdings](#)
[Statements](#)
[Monthly Statements](#)
[Daily Confirms](#)
[Documents](#)
[Statement Guide](#)
[IP Statement Guide](#)
[New Daily Confirm Format](#)

Information

[Account Information](#)
[Wire Payee Instructions](#)
[ACH Payee Instructions](#)
[Holiday Schedule](#)
[News & Alerts](#)
[EON Enhancements](#)

▶ Reports ▶ Transactions ▶ Tools / Forms



Reports - Previous Month Transactions

October 2018

ACHIEVE LANGUAGE ACADEMY

Show inactive accounts : ☐

Account: 170225034694 - GENERAL OPERATING

MSDLAF+ Liquid Class

Posting Date	Settlement Date	Transaction	Dollar Amount of Transaction	Share Price	Shares This Transaction
10/31/2018	10/31/2018	Distributions	\$3.55	1.00000	3.550
		Totals:	\$3.55		3.550

MSDLAF+ MAX Class

Posting Date	Settlement Date	Transaction	Dollar Amount of Transaction	Share Price	Shares This Transaction
10/9/2018	10/9/2018	Wire Redemption	(\$150,000.00)	1.00000	(150,000.000)
10/9/2018	10/9/2018	MN State-MMB	\$18,000.00	1.00000	18,000.000
10/15/2018	10/15/2018	MN State-MMB	\$205,530.79	1.00000	205,530.790
10/17/2018	10/17/2018	Wire Redemption	(\$150,000.00)	1.00000	(150,000.000)
10/25/2018	10/25/2018	Wire Redemption	(\$200,000.00)	1.00000	(200,000.000)
10/30/2018	10/30/2018	MN State-MMB	\$350,783.87	1.00000	350,783.870
10/31/2018	10/31/2018	Distributions	\$6,775.99	1.00000	6,775.990
		Totals:	\$81,090.65		81,090.650

[Terms and Conditions](#) - [Privacy Policy](#) - Copyright 2018 All Rights Reserved - Version 1.9.5 Production